


PRINT GUIDE

You can print using the following devices





PRINT FROM A LAPTOP

1. Open a browser and go to print.princh.com
2. Enter the printer ID and upload your documents
3. Adjust your print settings
4. Pay using one of the available options



PRINT FROM A MOBILE OR TABLET

1. Install the Princh app for iOS or Android
2. Open your document and share it with the Princh app
3. Select the printer by scanning the QR code and adjust your settings
4. Pay using one of the available options

FORMAT	COLOR	PRICE	PRINTER ID
	Black/White	\$0.10	 103428
	Color	\$0.25	

All prices are suggested donations. To pick up your copies, please make a curbside appointment at amerylibrary.org or call 715-268-9340. Monday-Thursday 9-6, Saturday 9-12.

